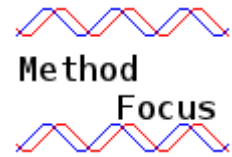




# Little Bob



## Method Focus – Little Bob

Learning a method by the blue line and place-bells will work for every method, but there are some methods where there is another way. Methods such as “Plain Bob”, “Little Bob”, “Double Norwich”, “Kent Treble Bob” and “Oxford Treble Bob” can be learnt by a set of rules instead. This makes them easier to learn, but in the long run it is still useful to review the blue-line to get an overview of the structure of the method. Lets have a look at Little Bob:

### ***The Rules – Plain Course***

#### **The Treble**

- plain-hunt to 4ths and back, regardless of how many bells are being rung.

#### **All Other Bells**

- Plain-hunt start (for 3 blows) i.e. even bells hunt in, odd bells hunt out.
- Treble bob everywhere except at the front i.e. dodge in 3/4 , 5/6, 7/8, 9/10, 11/12 etc both up and down EXCEPT ...
- Don't dodge in 3/4 with the treble.
- Don't dodge at the front.
- If the treble turns you from the front, make 2nds and lead again

### ***The Rules – Bobs***

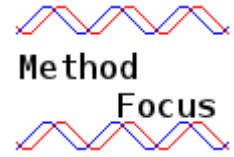
- If you were about to do 3/4 down when the **bob** is called, run in and lead.
- If you were about to do 3/4 up when the **bob** is called, make 4ths and go in to lead.
- If you were about to make seconds when the **bob** is called, run out (to a 5/6 up dodge)
- Everyone else is unaffected

### ***The Rules – Singles***

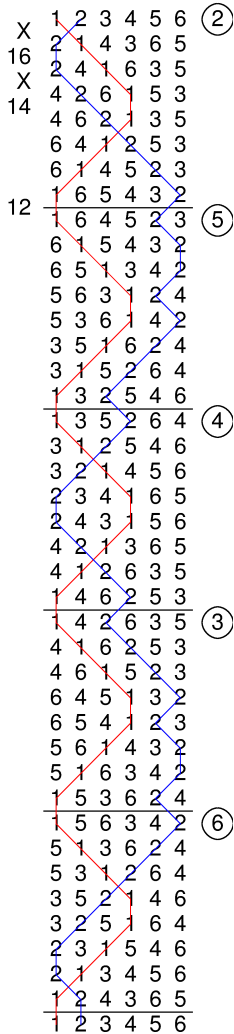
- If you were about to do 3/4 down when the **single** is called, make 3rds and go out (to a 5/6 up dodge)
- If you were about to do 3/4 up when the **single** is called, make 4ths and go in to lead.
- Everyone else is unaffected



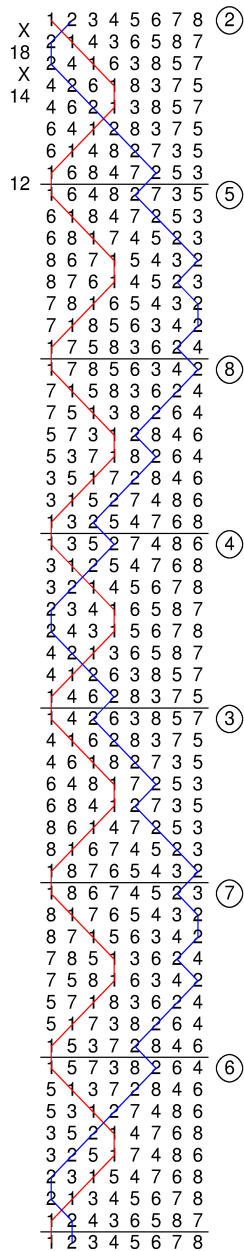
# Little Bob



Little Bob Little Minor



Little Bob Little Major



Little Bob Little Royal Little Bob Little Maximus

